

WONDERS

UNIT 2 WEEK 1

supplements

ROADRUNNER'S

DANCE






CONTENTS & EXPLANATION

Making Predictions	Students record their predictions as they read, including the story details that lead them to predict.
Revising and Confirming Predictions	Students choose one prediction from their chart to confirm or revise.
INTERACTIVE NOTEBOOK PAGE Making Predictions	Students lift the flaps and predict as they read. *Students cut out and glue the page into their interactive notebook.
Theme	As they read, students take notes about the important details and events in the story. These details will help them to determine the theme.
Supporting the Theme	Students take notes about the story details that support the provided theme. (Theme 1 of 2)
Supporting the Theme	Students take notes about the story details that support the provided theme. (Theme 2 of 2)
INTERACTIVE NOTEBOOK PAGE Theme	Students lift the flaps and write about the theme and 3 important story details that support the theme. *Students cut out and glue the page into their interactive notebook.

CONTENTS & EXPLANATION

Main Selection Text Questions	Students use evidence from the text to answer text-dependent comprehension questions about the story.
Paired Selection Text Questions	Students use evidence from the text to answer questions and complete a table with details.
INTERACTIVE NOTEBOOK PAGE Author's Purpose	Students write about the author's purpose. * Students cut out and glue this page into their interactive notebook.
Essential Question	Students journal write to answer the essential question.
Vocabulary: Word Wall Words	The 8 vocabulary words are available to be cut and hung for use on a Word Wall.
Vocabulary: Definition and Sentence Writing	Students use the glossary at the back of the book to look up the meanings of the words. Then, students write the vocabulary words into sentences that show they understand the meaning of the word.
INTERACTIVE NOTEBOOK PAGE Vocabulary Definitions	Students use the glossary at the back of the book to look up the meanings of the words. * Students cut out and glue this page into their interactive notebook.
Vocabulary: Context Clues	Students use context clues to complete each sentence with the correct vocabulary word.

CONTENTS & EXPLANATION

<p>Vocabulary: Antonyms</p>	<p>Students match each vocabulary word to its antonym.</p>
<p>Spelling Lists</p>	<p>Spelling lists are provided (3 to a page) to be used with the spelling pages.</p> <p>IMPORTANT Like in the curriculum. the spelling lists and pages are differentiated by Approaching, On Level, and Beyond. Each list can be identified by the shape in the upper right corner:</p> <ul style="list-style-type: none">  Approaching  On Level  Beyond
<p>Spelling Words Writing 3x Each</p>	<p>Students write their spelling words 3 times each.</p>
<p>Spelling Sort</p>	<p>Students sort spelling words based on their sound.</p>
<p>Spelling: Triangle Words</p>	<p>Students write each spelling word, one letter at a time, so that they take the shape of triangles.</p>
<p>INTERACTIVE NOTEBOOK PAGE Spelling Sort</p>	<p>Students lift the flaps and write the spelling words according to their sound (long /i/ or long /u/).</p> <p>*Students cut out and glue the page into their interactive notebook.</p>
<p>Answer Keys</p>	<p>Answers keys for all applicable sheets are at the end of the unit.</p>

Name: _____

Making Predictions

Directions: As you read, complete the graphic organizer. Make predictions about what will happen next in the story. Give the story details that caused you to predict.

PAGE	STORY DETAILS	MY PREDICTION I think _____ will happen because ...

Name: _____

Revising & Confirming Predictions

Directions: Choose one of your predictions from your Prediction Chart. As you read, you can revise this prediction as you learn more OR confirm the prediction if your thinking was correct.

MY PREDICTION

OR

CONFIRM

- Is your prediction correct?
- How do you know?

REVISE

- Is your prediction incorrect?
- What story clues are helping you to revise?

Name: _____

Making Predictions

Directions: Cut out and glue into your interactive notebook. Lift the flaps, and write about the main problem, events leading to the solution, and the solution.

Glue down the rectangular strip only

ROADRUNNER'S DANCE	I predict...
	I think...
	Maybe...
	If...
	Possibly...

Cut flaps



Name: _____

ROADRUNNER'S DANCE

Theme

Directions: As you read, make notes about the important details and events in the story. These details should support the theme.

Detail

Detail

Detail

Detail

Theme

We can solve problems when we work together.

Name: _____

ROADRUNNER'S DANCE

Theme

Directions: As you read, make notes about the important details and events in the story. These details should support the theme.

Detail

Detail

Detail

Detail

Theme

Practice and patience can
lead to rewards.

Name: _____

ROADRUNNER'S DANCE

Theme

Directions: Cut out and glue into your interactive notebook. Lift the flaps, and write three important details that show the theme of the story. Then, write the theme!

Cut flaps

Glue down the rectangular strips only

	Detail 1	Detail 2	
	Detail 3	THEME	

Glue down the rectangular strips only

Name: _____

Text Questions

Directions: Answer each question in complete sentences. You will need to look back in the story to find your answer and to provide text evidence.

1. What is the main problem in the story?

2. Explain why Desert Woman's first idea did not solve the problem.

3. Why do you think Desert Woman asked the animals to help her create the new animal?

4. How does Roadrunner show the reader that patience and practice can lead to rewards?

Name: _____

DELTONA IS GOING BATTY

Text Questions

Directions: Answer each question in complete sentences. You will need to look back in the story to find your answer and to provide text evidence.

1. According to the text, what is the main problem in Deltona, Florida?

2. Complete the table, give two details for each main idea.

SECTION	MAIN IDEA	2 DETAILS
LOCAL GOVERNMENT DECIDES	The government came up with a plan for the bats.	
THE BAT GETS A HOME	The first bat house has been placed at City Hall!	
HOW LOCAL GOVERNMENT WORKS	The city of Deltona has a local government that works to meet the needs of people.	

Name: _____

ROADRUNNER'S DANCE

Author's Purpose

Directions: Cut out and glue into your interactive notebook. Lift the flaps and write about the author's purpose.

Glue down this rectangular strip only ↓

ROADRUNNER'S DANCE

Author's Purpose
Unit 2 Week 1

Why do you think the author wrote this story?

What lesson do you think *Snake* needs to learn?

attempt

awkward

cooperation

created

Name: _____

Vocabulary

Directions: Define each word using the glossary. Then, write each vocabulary word into a sentence that shows you understand the meaning of the word.

Word	Definition	Sentence
attempt		
awkward		
cooperation		
created		
furiously		
interfere		
involve		
timid		

Name: _____

ROADRUNNER'S DANCE


Vocabulary

Directions: Cut out and glue into your interactive notebook. Lift the flaps, then write the definition of each vocabulary word.

Glue down the rectangular strip only

ROADRUNNER'S DANCE Vocabulary	attempt
	awkward
	cooperation
	created
	furiously
	interfere
	involve
	timid

Cut flaps



Name: _____

Vocabulary: Context Clues

Directions: Use context clues (clues within the sentence) to complete each sentence using the given vocabulary words.

attempt

awkward

cooperation

created

furiously

interfere

involve

timid

1. When we work in groups, we must practice _____.
2. Mya _____ a clay flower pot for her grandmother.
3. My first _____ at baking cookies did not go well. I forgot the sugar!
4. The baby horse's first steps were _____; he stumbled and tripped over his own big hooves.
5. "Please don't _____ with our puzzle," I said to my brother. "We are almost done, and we've been working for hours!"
6. The new student was _____ at recess; he didn't want to join the soccer game or play on the climbing wall.
7. It is important to _____ your parents in important decisions. They will share their good advice.
8. The dog barked _____ at the mailman.

Name: _____

Vocabulary: Antonyms

Directions: Antonyms are words that have opposite meanings. Determine the antonym for each vocabulary word. Write the letter of the correct match.

VOCABULARY WORD

ANTONYM

attempt

--

a. competition

awkward

--

b. calmly; happily

cooperation

--

c. fail; refuse to try

created

--

d. leave out

furiously

--

e. destroyed

interfere

--

f. graceful

involve

--

g. brave

timid

--

h. to not interrupt

Name: _____

Spelling List

Unit 2, Week 1

sky
fly
might
right
find
child
bite
pie
use
cute
mule
huge
cube
unit
few

Unit 2, Week 1

sky
fly
might
right
find
child
bite
pie
use
cute
mule
huge
cube
unit
few

Unit 2, Week 1

sky
fly
might
right
find
child
bite
pie
use
cute
mule
huge
cube
unit
few

Name: _____

Spelling 3 Times Each

Directions: Write your spelling words three times each. Use your neatest handwriting.

sky			
fly			
might			
right			
find			
child			
bite			
pie			
use			
cute			
mule			
huge			
cube			
unit			
few			

Name: _____

Vowel Sound Sort

Directions: Write the spelling words into the correct sort.

long /i/	long /u/
----------	----------

- | | | | | |
|-------|------|-------|-------|------|
| sky | fly | might | right | find |
| child | bite | pie | use | cute |
| mule | huge | cube | unit | few |

Name: _____

Spelling Sort

Directions: Cut out and glue into your interactive notebook. Lift the flaps and write your spelling words according to their vowel sound.

Glue down these rectangular strips only ↓

Spelling Words Unit 2 Week 1

long /i/

long /u/

Glue down these rectangular strips only ↓