

WONDERS

UNIT 1 WEEK 1

supplements

ONE HEN



CONTENTS & EXPLANATION

Reread	Students reread the text to answer the questions.
INTERACTIVE NOTEBOOK PAGE Reread	Students lift the flaps and reread the indicated pages. They use the text to answer the questions. *Students cut out and glue the page into their interactive notebook.
INTERACTIVE NOTEBOOK PAGE Reread	Students reread the ways Kojo's farm has helped others. Then, they summarize these ways by lifting the flaps and writing about three ways his farm has influenced the village. *Students cut out and glue the page into their interactive notebook.
Characters, Setting, Plot	Students complete the graphic organizer by listing the main characters, setting, and important plot events.
Characters, Setting, Plot	Students study examples of setting, characters, and plot. Color the puzzle pieces according to the type of story element.
INTERACTIVE NOTEBOOK PAGE Characters, Setting, Plot	Students lift the flaps and write about the characters, setting, and plot. *Students cut out and glue the page into their interactive notebook.
Story Summary	Students write a summary of the story. Transition words are provided. Students are challenged to use vocabulary words in their writing.
Sequence of Events	Students number the events into the correct sequence.

UNIT 1 WEEK 1

CONTENTS & EXPLANATION

Main Selection Text Questions	Students use evidence from the text to answer text-dependent comprehension questions about the story.
Paired Selection Text Questions	Students use evidence from the text to answer text-dependent comprehension questions about the story.
INTERACTIVE NOTEBOOK PAGE Author's Purpose	Students write about the author's purpose. * Students cut out and glue this page into their interactive notebook.
Essential Question	Students journal write to answer the essential question.
Vocabulary: Word Wall Words	The 8 vocabulary words are available to be cut and hung for use on a Word Wall.
Vocabulary: Definition and Sentence Writing	Students use the glossary at the back of the book to look up the meanings of the words. Then, students write the vocabulary words into sentences that show they understand the meaning of the word.
INTERACTIVE NOTEBOOK PAGE Vocabulary Definitions	Students use the glossary at the back of the book to look up the meanings of the words. * Students cut out and glue this page into their interactive notebook.
Vocabulary: Context Clues	Students use context clues to complete sentences with the vocabulary words.
Vocabulary: Synonyms	Students match each vocabulary word to its synonym.

CONTENTS & EXPLANATION

Spelling Lists

Spelling lists are provided (3 to a page) to be used with the spelling pages.

IMPORTANT Like in the curriculum, the spelling lists and pages are differentiated by Approaching, On Level, and Beyond. Each list can be identified by the shape in the upper right corner:

 Approaching

 On Level

 Beyond

Spelling Words Writing 3x Each

Students write their spelling words 3 times each.

Vowel Sound Sort

Students sort spelling words based on vowel sound.

Spelling Triangles

Students write their spelling words, building with one letter at time, so that words that shaped as a triangle.

INTERACTIVE NOTEBOOK PAGE Spelling Sort

Students lift the flaps and write the spelling words according to their vowel sound.

*Students cut out and glue the page into their interactive notebook.

Answer Keys

Answers keys for all applicable sheets are at the end of the unit.

Name: _____

Reread

Directions: Reread the text to find the answers to the questions.

1. Why might a reader need to use the strategy of *rereading*? Explain your thinking.

2. Reread the beginning of the story. Explain the “good idea” of the twenty families in the village.

3. Explain Kojo’s “good idea.”

4. This story takes place in _____.

5. Kojo buys the

- a) white chicken pecking near his feet.
- b) speckled one.
- c) plump brown one with the red comb.

Name: _____

Reread

Directions: Cut out and glue into your interactive notebook. Lift the flaps and reread the pages indicated. Then answer each question with details from the text.

↓
Glue down this rectangular strip only


ONE HEN

Explain how one small hen is making a difference.
(page 14)

Why does the banker give Kojo the loan?
(page 18)

What does Kojo mean when he tells his grandson, "To your future, my child."
(page 23)

Cut flaps




Name: _____

Reread & Summarize

Directions: Cut out and glue into your interactive notebook. Reread pages 19-21. Lift the tabs and explain 3 ways Kojo's good idea helps others.

Glue down this rectangular strip only ↓



Cut flaps



Name: _____

Characters, Setting, Plot

Directions: As you read, complete the graphic organizer. Take notes about the most important characters, the setting (where and when the story takes place), and the plot (the story events.)

Characters

Setting

T Beginning

O Middle


L End

E

Name: _____

Characters, Setting, Plot

Directions: Study the examples below. Color the characters blue. Color the settings green. Color the plot events red.



Name: _____

Characters, Setting, Plot

Directions: Cut out and glue into your interactive notebook. Lift the flaps, and write about the most important characters, the setting (when and where the story takes place), and the plot events.

Glue down the rectangular strip only

ONE HEN

CHARACTERS

SETTING

PLOT

Cut flaps

Name: _____

Story Summary

Directions: Write a summary of the story. Include the important characters, the setting, and the most important story events. Transition words have been provided for you.

CHALLENGE: Underline any vocabulary words you used in your summary!

First,

Next,

Then,

After
that,

In the
end,

Name: _____

Sequence of Events

Directions: As you read, notice the sequence of events. Number the events into the correct order.

#	SEQUENCE OF EVENTS
	The families in the village decide to save their money so each family can buy something important. When it is Kojo's mother's turn, he uses the leftover coins to buy a hen.
	He succeeds in school and goes to college.
	As the hen continues to lay eggs, Kojo saves the money he earns. Soon, he has enough money to buy more chickens.
	After college, Kojo decides to take a risk and open his own poultry farm!
	Kojo's father has died so he has quit school to help his mom chop firewood to sell at the market.
	The farm is successful and he is able to employ other villagers, as well. Kojo's farm becomes the biggest in Ghana. The lives of villagers improve and his grandchildren will have the opportunity to prosper, as well.
	Not long after, they have enough money for Kojo to go to school again!

Name: _____

Text Questions

Directions: Answer each question in complete sentences. You will need to look back in the story to find your answer and to provide text evidence.

1. How did Kojo's life change when his father died?

2. Kojo is determined. Give 2 text details that show Kojo's determination.

3. Give 3 reasons Kojo visits Lumo.

4. How does Kojo's farm help others? Give details from the story in your answer.

Name: _____

Text Questions

Directions: Answer each question in complete sentences. You will need to look back in the story to find your answer and to provide text evidence.

1. For each main idea, give two supporting details from the text.

SECTION	MAIN IDEA	SUPPORTING DETAILS (2)
What is a Bank?	A bank provides two basic services called savings accounts and loans.	
The Business of Banking	Banks can make profits on the services they offer.	
How Do Banks Help Us?	Banks can help us in a variety of ways.	

Name: _____

Author's Purpose

Directions: Cut out and glue into your interactive notebook. Lift the flaps and write about the author's purpose.

Glue down this rectangular strip only ↓

ONE HEN

Author's Purpose
Unit 1 Week 1

What might the author's purpose have been for writing this story?

What lesson can you learn from Kojo?

afford

loan

profit

prosper

Name: _____

Vocabulary

Directions: Cut out and glue into your interactive notebook. Lift the flaps, then write the definition of each vocabulary word.


Glue down the rectangular strip only

ONE HEN

Vocabulary

afford
loan
profit
prosper
risk
savings
scarce
wages

Cut flaps



Name: _____

Vocabulary: Context Clues

Directions: Use context clues (clues within the sentence) to complete each sentence using the given vocabulary words.

afford

loan

profit

prosper

risk

savings

scarce

wages

1. I have a _____ from my dad so that I could buy a new hockey stick while it's on sale. I will pay him back soon.
2. Every Friday, I collect my _____ from dog-walking.
3. Your _____ is what you make after all business expenses are paid.
4. My parents want me to use my _____ for a new bike, but I want to buy a video game! I have been saving the money for months.
5. Can you _____ to replace this book? It has water damage.
6. When rain is _____, it's difficult to grow vegetables.
7. Starting a new business is a _____ because you don't know if it will succeed.
8. We all hope to _____, or do well, in life.

Name: _____

Vocabulary: Synonyms

Directions: Synonyms are words that have similar meanings. Determine the synonym for each vocabulary word. Write the letter of the correct match.

VOCABULARY WORD

SYNONYM

afford --

a. earnings

loan --

b. chance

profit --

c. borrowed

prosper --

d. payments

risk --

e. uncommon; rare

savings --

f. saved money

scarce --

g. able to pay for

wages --

h. succeed

Name: _____

Spelling List

Unit 1, Week 1

jut
nick
tenth
shrug
stuff
sense
damp
cot
fling
notch
gush
scan
batch
rough
stump
tough
laugh
guess
lead
dove

Unit 1, Week 1

jut
nick
tenth
shrug
stuff
sense
damp
cot
fling
notch
gush
scan
batch
rough
stump
tough
laugh
guess
lead
dove

Unit 1, Week 1

jut
nick
tenth
shrug
stuff
sense
damp
cot
fling
notch
gush
scan
batch
rough
stump
tough
laugh
guess
lead
dove

Name: _____

Vowel Sound Sort

Directions: Write the words at the bottom into the correct columns.

short a

short e

short i

short o

short u

credit

stump

tougher

summit

tenth

blond

shrugged

guess

slumped

sense

stranded

orally

lead

fling

notch

dove

gushing

scanned

batches

roughly

Name: _____

Spelling Sort

Directions: Cut out and glue into your interactive notebook. Lift the flaps and write your spelling words according to their vowel sound.

Glue down this rectangular strip only →

Spelling Words Unit 1 Week 1

short a
short e
short i
short o
short u