

FLAT  
STANLEY

novel study



# Flat Stanley

## COMMON CORE ALIGNMENT

	2 <sup>nd</sup> Grade	3 <sup>rd</sup> Grade	4 <sup>th</sup> Grade
Chapter 1	L.2.4E RL 2.1	L.3.4D RL 3.1 RL 3.3 RL 3.6	L4.4C RL 4.1 RL 4.3
Chapter 2	L.2.4E RL 2.1	L.3.4D RL 3.1	L4.4C RL 4.1
Chapter 3	L.2.4.A L.2.4E RL 2.1	L.3.4A L.3.4D RL 3.1 RL 3.6	L4.4A L4.4C RL 4.1
Chapter 4	L.2.4.A L.2.4E RL 2.1	L.3.4A L.3.4D RL 3.1 RL 3.2	L4.4A L4.4C RL 4.1 RL 4.2
Chapter 5	L.2.4E RL 2.1	L.3.4D RL 3.1	L4.4C RL 4.1
Vocabulary Review	L.2.4.A L.2.4E	L.3.4A L.3.4D	L4.4A L4.4C L4.5C

# Flat Stanley

## CONTENTS

Thank you for your purchase! Your students will work on Common Core aligned reading responses after each chapter. Each response is outlined below, and vocabulary words for each chapter are highlighted,. Finally, students will make predictions, ask questions, and make connections throughout the story using the Reading Strategy Pages at the beginning of this packet. Happy reading!

Reading Strategy Pages	Making Predictions, Asking Questions, Making Connections
Vocabulary Chapter 1	<i>enormous, examine, fellow</i>
Chapter 1	Text-dependent questions, making connections, making judgments
Vocabulary Chapter 2	<i>jealous, shaft, cuckoo, hasty, insurance, limber, valuable, fragile</i>
Chapter 2	noting details, multiple choice
Vocabulary Chapter 3	<i>jostle, parcel, spool, trousers</i>
Chapter 3	Text-dependent questions, inferring, making judgments, predicting, making connections
Vocabulary Chapter 4	<i>civilized, expensive, fierce, sash</i>
Chapter 4	Choosing a new title, supporting details, chapter summary
Vocabulary Chapter 5	<i>rummage, clamp, famous, swell</i>
Chapter 5	Supporting a conclusion, problem and solution
Vocabulary Review	<i>(synonyms and antonyms) fierce, famous, expensive, fragile, valuable, hasty, enormous; (fill in the sentence) swell, jostle, rummage, fellow</i>
End of Book	Comic Strip Story




FLAT  
STANLEY

KNOW

NAME: \_\_\_\_\_

# Flat Stanley




Name: \_\_\_\_\_

Making Predictions

Good readers make predictions as they read! Readers make predictions by using what they know about the story to make a guess about what might happen next. Sometimes our background knowledge helps us to make predictions as well! At the end of each chapter, write your predictions in this chart!

Chapter	Prediction (I think _____ will happen because...)
Ch. 1	
Ch. 2	
Ch. 3	
Ch. 4	
Ch. 5	

# Flat Stanley




Name: \_\_\_\_\_

Asking Questions

Good readers ask questions as they read! These questions help focus us while we read, so that we are reading to find answers or to make inferences. Write down any questions you have while reading each chapter. Later, write down any answers you find!

Chapter	Question	Answer
Ch. 1		
Ch. 2		
Ch. 3		
Ch. 4		
Ch. 5		

# Flat Stanley




Name: \_\_\_\_\_

Making Connections

Good readers make connections as they read! Making connections helps us understand the story better because we can relate to the character and sometimes even feel the way the character feels. Write down any connections you have as you read! Be sure to note whether they are text-to-self (t-s), text-to-text (t-t), or text to world (t-w).

Chapter	Connection	t-s / t-t / t-w
Ch. 1		
Ch. 2		
Ch. 3		
Ch. 4		
Ch. 5		

# Flat Stanley



Name: \_\_\_\_\_

Chapter 1 Vocabulary

Directions: Look up the definition of each word in the dictionary. Write the definition on the line.

1. enormous

\_\_\_\_\_

2. examine

\_\_\_\_\_

3. fellow

\_\_\_\_\_

Illustrate each vocabulary word.


enormous

examine

fellow



# Flat Stanley



Name: \_\_\_\_\_

Chapter 1

Directions: Answer each question in complete sentences. Look back in the text to support your thinking.

1. Describe each member of the Lambchop family? Use details from the story in your answer.

---

---

2. What unusual thing happened to Stanley?

---

---

3. Imagine a bulletin board falls on top of YOU! What do you think would happen to you? Would you flatten like Stanley? Would you be hurt?

---


---

4. Make a judgment: Do Stanley's parents and Dr. Dan react to Stanley's "injury" the way you thought they would? How do they react similarly or differently from how you expected.

---

---

# Flat Stanley




Name: \_\_\_\_\_

## Chapter 2 Vocabulary

Directions: Look up each word in the dictionary. Then, draw a line to match each word to its definition.

WORD	DEFINITION
jealous	<ul style="list-style-type: none"><li>done in a hurry; quickly, and often not thought through</li></ul>
shaft	<ul style="list-style-type: none"><li>guaranteeing protection of a person or property</li></ul>
cuckoo	<ul style="list-style-type: none"><li>bending easily</li></ul>
hasty	<ul style="list-style-type: none"><li>a large, grey-brown bird; a person acting abnormally</li></ul>
insurance	<ul style="list-style-type: none"><li>feeling resentment toward another person</li></ul>
limber	<ul style="list-style-type: none"><li>easily broken or destroyed</li></ul>
valuable	<ul style="list-style-type: none"><li>worth a large amount of money</li></ul>
fragile	<ul style="list-style-type: none"><li>an opening or passage straight down</li></ul>

# Flat Stanley



Name: \_\_\_\_\_

Chapter 2

Directions: Answer each question in complete sentences. Look back in the text to support your thinking.

1. Describe two ways being flat is helpful to Stanley or his family members. Use details from the story in your answer.

---

---

---


2. How does Stanley get to California?

- a) Train
- b) Plane
- c) Postal service

3. Draw the *inside* of Stanley's envelope! Be sure to include everything packed inside the envelope.

4. Draw the *outside* of the envelope in which the Jeffery Family mailed Stanley back home. Use details from the story.

# Flat Stanley




Name: \_\_\_\_\_

## Chapter 3 Vocabulary

Directions: Read each sentence carefully. Using context clues, write what you think is the meaning of the underlined word. Then, look up the word's definition to see if you are correct!

SENTENCE	The context clues make me think this word means...	DEFINITION
"Try not to <u>jostle</u> your baby brother. I don't want him to wake up," said Mom.		
We wrapped up a toy fire truck for Bobby's birthday and took the <u>parcel</u> to the post office.		
The kittens attacked the <u>spool</u> of ribbon. It rolled on the floor and ribbon was everywhere!		
I spilled juice on my <u>trousers</u> , so I put on clean jeans instead.		

# Flat Stanley



Name: \_\_\_\_\_

Chapter 3

Directions: Answer each question in complete sentences. Look back in the text to support your thinking.

1. Explain why Arthur is jealous of Stanley. Include 2 details from the story in your answer.

---

---

---

2. Make a judgment: Do you think Mr. Lambchop is treating Arthur and Stanley fairly? Use details from the story to support your opinion.

---

---

---

3. Explain why Arthur is piling stacks of encyclopedia on himself.

---

---

---

4. Stanley is so mad at Arthur! Did Arthur mean to get Stanley stuck in the tree? How do you know?


---

---

---

5. Make a connection on your **Connection Chart**: When have you been treated unfairly?

# Flat Stanley



Name: \_\_\_\_\_

## Chapter 4 Vocabulary

Directions: Look up the definition of each word in the dictionary. Write the definition on the line.

1. civilized

\_\_\_\_\_

2. expensive

\_\_\_\_\_

3. fierce

\_\_\_\_\_

4. sash

\_\_\_\_\_

Draw a line matching each word to the sentence it best completes.

The toy I want is \_\_\_\_\_ so I have to save up my money.

• sash

That tiger looks \_\_\_\_\_! I wouldn't want to be stuck in a cage with him!

• fierce


My dress was a little large, so mom tied a \_\_\_\_\_ around my waist.

• civilized

"Please act \_\_\_\_\_ while we are out to dinner," said Dad. "Remember your manners."

• expensive

# Flat Stanley



Name: \_\_\_\_\_

Chapter 4

Directions: Answer each question in complete sentences. Look back in the text to support your thinking.

1. Circle the title that you think best explains chapter 4.

Stanley's Plan

Ar-rested!

The Shepherdess Saves the Day

Support your choice with *at least* one detail from the story that shows why your choice is best.


2. Complete the chapter summary. Use words from the Word Bank to help you.

## WORD BANK

disguise	shepherdess	Mr. Dart	thieves	painting
yell	policemen	hiding	Stanley	

First	The Lambchop family learns that sneaky thieves are stealing art from Mr. Dart's museum. Stanley has an idea!
Then	
Finally	

# Flat Stanley



Name: \_\_\_\_\_

## Chapter 5 Vocabulary

Directions: Look up the definition of each word in the dictionary. Write the definition on the line.

1. rummage

2. clamp (verb)

3. famous

4. swell (verb)

Choose 3 of the vocabulary words to illustrate.


\_\_\_\_\_

\_\_\_\_\_

\_\_\_\_\_



# Flat Stanley



## Chapter 5

Name: \_\_\_\_\_

Directions: Answer each question in complete sentences. Look back in the text to support your thinking.

1. After reading this chapter, the reader could draw the following conclusion.

Arthur \_\_\_\_\_ about Stanley.

Support this conclusion with 2 details from the story.

---

---

---

2. Illustrate and describe the main problem in *Flat Stanley*.

---

---

---


3. Illustrate and describe the solution to the problem.

---

---

---

# Flat Stanley



Name: \_\_\_\_\_

## Vocabulary Review

SYNONYMS are words with the same meaning. (Ex=huge and humongous)

ANTONYMS are words with opposite meanings. (Ex=huge and tiny)

Directions: Complete the table. Write synonyms and antonyms for each vocabulary word.

VOCABULARY WORD	SYNONYM	ANTONYM
fierce		
famous		
expensive		
fragile		
valuable		
hasty		
enormous		

Directions: Draw a line matching each word to the sentence it completes.

If you \_\_\_\_\_ that drink, it may spill. It doesn't have a lid.

- swell

I will \_\_\_\_\_ through the purse for a piece of gum.

- jostle


Have you met the new student? He is a \_\_\_\_\_.

- rummage

Grandma sprained her ankle when she tripped down the stairs. It's starting to \_\_\_\_\_ and bruise.

- fellow

# Flat Stanley



Name: \_\_\_\_\_

End of Book

Directions: Summarize your favorite part of *Flat Stanley* by creating a comic strip. Add color and speech bubbles!


1

2

3

4

# Flat Stanley



Name: \_\_\_\_\_

Chapter 1 Vocabulary

Directions: Look up the definition of each word in the dictionary. Write the definition on the line. **Definitions may vary slightly.**

1. enormous

extraordinarily large in size

2. examine

to look at, or inspect, carefully

3. fellow

a male person

Illustrate each vocabulary word.

enormous

Students draw  
something large.


examine

Students may  
draw a  
microscope...

fellow

Students draw  
a boy or man.

# Flat Stanley



Name: \_\_\_\_\_

Chapter 1

Directions: Answer each question in complete sentences. Look back in the text to support your thinking.

1. Describe each member of the Lambchop family. Use details from the story in your answer.

Mr. and Mrs. Lambchop are in favor of politeness and careful speech. Stanley is four feet tall, a foot wide, and half an inch thick. He shares a room with his brother. Arthur yells at his parents but apologizes when corrected.

2. What unusual thing happened to Stanley?

He was flattened when a bulletin board fell on him!


3. Imagine a bulletin board falls on top of YOU! What do you think would happen to you? Would you flatten like Stanley? Would you be hurt?

Answers will vary. Sample answer: I don't think I would be flattened like Stanley, but if it was a large bulletin board, it could hurt!

4. Make a judgment: Do Stanley's parents and Dr. Dan react to Stanley's "injury" the way you thought they would? How do they react similarly or differently from how you expected.

Judgments will vary. Sample answer: They don't seem very worried about Stanley! They even have breakfast before they take him to the doctor.

# Flat Stanley




Name: \_\_\_\_\_

Chapter 2 Vocabulary

Directions: Look up each word in the dictionary. Then, draw a line to match each word to its definition.

WORD	DEFINITION
jealous	• done in a hurry; quickly, and often not thought through
shaft	• guaranteeing protection of a person or property
cuckoo	• bending easily
hasty	• a large, grey-brown bird; a person acting abnormally
insurance	• feeling resentment toward another person
limber	• easily broken or destroyed
valuable	• worth a large amount of money
fragile	• an opening or passage straight down

# Flat Stanley



Name: \_\_\_\_\_

Chapter 2

Directions: Answer each question in complete sentences. Look back in the text to support your thinking.

1. Describe two ways being flat is helpful to Stanley or his family members. Use details from the story in your answer.

Stanley can get in and out of doors, even when they are closed, because he can go underneath doors! Stanley is able to fit through the grating to retrieve his mother's ring.

2. How does Stanley get to California?

- a) Train
- b) Plane
- c) Postal service

3. Draw the *inside* of Stanley's envelope! Be sure to include everything packed inside the envelope.

4. Draw the *outside* of the envelope in which the Jeffery Family mailed Stanley back home. Use details from the story.

Drawings will vary but should include:

- Stanley
- a sandwich
- a toothbrush case filled with milk

Drawings will vary but should include:

- red and blue markings
- words: fragile, valuable, and "this end up"