

STANLEY,
FLAT
AGAIN!

novel study



Stanley, Flat Again! (COMMON CORE ALIGNMENT)

	2 nd Grade	3 rd Grade	4 th Grade
Chapter 1	R.L. 2.1 L.2.4E	R.L. 3.1 L.3.4.D	R.L. 4.1
Chapter 2	R.L. 2.1 L.2.4E	R.L. 3.1 R.L. 3.4 R.L. 3.6 L.3.4.D	R.L. 4.1 L.4.4C
Chapter 3	R.L. 2.1 R.L. 2.3 L.2.4.A L.2.4.E	R.L. 3.1 R.L. 3.3 R.L. 3.6 L.3.4.A L.3.4.D	R.L. 4.1 R.L. 4.3 L.4.4.A L.4.4.C
Chapter 4	R.L. 2.1 R.L. 2.3 L.2.4E	R.L. 3.1 R.L. 3.3 L.3.4.D	R.L. 4.1 R.L. 4.3 L.4.4C
Chapter 5	R.L. 2.1 L.2.4E	R.L. 3.1 L.3.4.D	R.L. 4.1 L.4.4C
Chapter 6	R.L. 2.1 L.2.4E	R.L. 3.1 L.3.4.D	R.L. 4.1 L.4.4C
Chapter 7	R.L. 2.1 R.L. 2.3 L.2.4.A L.2.4.E	R.L. 3.1 R.L. 3.3 L.3.4.A L.3.4.D	R.L. 4.1 R.L. 4.2 R.L. 4.3 L.4.4.A L.4.4.C
Chapter 8	R.L. 2.1 L.2.4E	R.L. 3.1 L.3.4.D	R.L. 4.1 L.4.4C
Chapter 9	R.L. 2.1	R.L. 3.1	R.L. 4.1
End of Book	R.L. 2.2	R.L. 3.2	R.L. 4.2

Stanley, Flat Again!

CONTENTS

Thank you for your purchase! Your students will work on Common Core aligned reading responses after each chapter. Each response is outlined below, and vocabulary words for each chapter are highlighted, as well. Finally, students will make predictions, ask questions, and make connections throughout the story using the Reading Strategy Pages at the beginning of this packet. Happy reading!


Reading Strategy Pages	Making Predictions, Asking Questions, Making Connections
Vocabulary Chapter 1	<i>Collapse, summon, valuable, steady, favor</i>
Chapter 1	Text-dependent questions, context clues, inferring
Vocabulary Chapter 2	<i>Delicate, rare, simultaneously, complex, pressure, lad</i>
Chapter 2	Text-dependent questions, making judgments
Vocabulary Chapter 3	<i>Hesitated, foreign, billowed, spinnaker, advised</i>
Chapter 3	Supporting details, inferring, problem + solution, multiple choice, making judgments
Vocabulary Chapter 4	<i>Thieves, photographer, pad, unusual</i>
Chapter 4	Journal write as the main character, summary writing
Vocabulary Chapter 5	<i>Consequence, cross, invisible, unexpected, chuckle</i>
Chapter 5	Text-dependent questions, visualizing
Vocabulary Chapter 6	<i>Rubble, forbid, faint, supper, risky</i>
Chapter 6	Characterization, problem + solution, predicting
Vocabulary Chapter 7	<i>Wreckage, jagged, protruded, cascaded, courtyard</i>
Chapter 7	Characterization, chapter summary with Word Bank
Vocabulary Chapter 8 & 9	<i>Rejoice, announce, peculiar, tilting, headline, recovery</i>
Chapter 8	Cause and effect cut + paste
Chapter 9	Text-dependent, supporting a drawn conclusion, visualizing
End of Book	Author's Message

STANLEY, FLAT
AGAIN!



NAME: _____

Stanley, Flat Again!




Name: _____

Making Predictions

Good readers make predictions as they read! Readers make predictions by using what they know about the story to make a guess about what might happen next. Sometimes our background knowledge helps us to make predictions as well! Write your predictions in this chart!

Chapter	Prediction (I think ___ will happen because ___)

Stanley, Flat Again!




Name: _____

Asking Questions

Good readers ask questions as they read! These questions help focus us while we read, so that we are reading to find answers or to make inferences. Write down any questions you have while reading each chapter. Later, write down any answers you find!

Chapter	Question(s)	Answer(s)

Stanley, Flat Again!




Name: _____

Making Connections

Good readers make connections as they read! Making connections helps us understand the story better because we can relate to the character and sometimes even feel the way the character feels. Write down any connections you have as you read! Be sure to note whether they are text-to-self (t-s), text-to-text (t-t), or text to world (t-w).

Chapter	Connection(s)	t-s / t-t / t-w

Stanley, Flat Again!




Name: _____

Chapter 1 Vocabulary

Directions: Define each vocabulary word using the dictionary. Then, write a sentence using the word OR draw a picture of the vocabulary word.

WORD	Definition	Sentence OR Drawing
collapse		
summon		
valuable		
steady		
favor		

Stanley, Flat Again!



Name: _____

Chapter 1

Directions: Answer each question in complete sentences. Look back in the text to support your thinking.

1. Draw pictures of the two newspaper articles Mr. Lambchop reads aloud.

Article 1



Article 2



2. Use context clues in the book titles to connect each event in Stanley's life to a Flat Stanley book. Draw a line to make a match.

Stanley in Space

- Prince Haraz grants wishes after being accidentally summoned from a lamp

Invisible Stanley

- Taking a picture with Santa Claus and his daughter Sarah in the North Pole

Stanley's Christmas Adventure


- Visiting the US President when he asked them to take a secret mission to outer space

Stanley and the Magic Lamp

- Stanley holds a balloon with his face drawn on it so that his family can find him

3. Describe the events that may have caused Stanley's flatness *this time*.

Stanley, Flat Again!



Name: _____

Chapter 2 Vocabulary

Directions: Look up each word in the dictionary. Then, draw a line to match each word to its definition.

WORD

Definition

delicate

- Occurring at the same time

rare

- Having fineness of structure, workmanship, or texture

simultaneously

- Force or influence

complex

- Boy


pressure

- Very uncommon

lad

- Complicated

Stanley, Flat Again!



Name: _____

Chapter 2

Directions: Answer each question in complete sentences. Look back in the text to support your thinking.


1. Explain why Dr. Dan tells Mrs. Lambchop that she must "do something about that bulletin board."

2. According to Dr. Dan, Stanley's Osteal Balance Point has been disrupted due to being hit simultaneously in just the right places. Explain what simultaneously means in this sentence.

3. Explain Arthur's idea for how to make Stanley normal again.

4. Make a judgment: Is Arthur's idea a good one? Why or why not?

Stanley, Flat Again!




Name: _____

Chapter 3 Vocabulary

Directions: Define each vocabulary word using the dictionary. Then, locate the word in chapter 3. Write down the sentence from Flat Stanley. Underline the vocabulary word in the sentence.

WORD	Sentence in the Story	Definition
hesitate(d)		
foreign		
billow(ed)		
spinnaker		
advise(d)		

Stanley, Flat Again!



Name: _____

Chapter 3

Directions: Answer each question in complete sentences. Look back in the text to support your thinking.

1. Support the following statement with a detail from the story.

Mr. Jones has an amazing memory.

2. Draw a line to match each part of the boat to its description.

mainsail

- Sail used for extra speed

rudder


- Used for steering

spinnaker

- The big sail

3. How does Stanley feel about being on the sailboat? Use details from the story to explain how you know.

Stanley, Flat Again!



Name: _____


Chapter 3

4. Complete the table. Draw OR write the main problem of chapter 3 and the solution.

PROBLEM	SOLUTION

5. Why does Ralph Jones dislike Jasper Green?
- a) Jasper always beats Ralph in boat races.
 - b) Jasper spilled coffee on Ralph's white pants.
 - c) Ralph thinks Jasper is a cheater.
6. Make a judgment: Do you think Ralph Jones has a right to be angry with Jasper Green, or do you think he has been overreacting? Support your thinking with details from the text.

Stanley, Flat Again!




Name: _____

Chapter 4 Vocabulary

Directions: Define each word using the dictionary. Then, follow the directions to draw each vocabulary word.

WORD	Definition	Drawing
thieves		Draw a thief.
photographer		Draw something a photographer would use.
pad (noun)		Draw a pad of paper.
unusual		Draw an unusual shape.

Stanley, Flat Again!



Name: _____

Chapter 4

Directions: Pretend you are Stanley. Write about your last 2 days at school. Include the most important events, as well as how you are feeling about soccer and Mr. Redfield.




Review!

CHECKLIST

I included information about:

- The main events at school
- Feelings about soccer
- Feelings about Mr. Redfield

Stanley, Flat Again!



Name: _____

Chapter 5 Vocabulary

Directions: Look up each word in the dictionary. Then, draw a line to match each word to its definition.

WORD

Definition

consequence

cross (adjective)

invisible

unexpected

chuckle

• Impossible to see


• Result; effect

• grumpy

• Laugh in a quiet way

• Unforeseen

Stanley, Flat Again!



Name: _____

Chapter 5


Directions: Answer each question in complete sentences. Look back in the text to support your thinking.

1. Explain why Stanley is in a bad mood. Give details from the story in your answer.

2. Give 3 ways the Lambchop family tries to help Stanley feel better.

3. Good readers visualize, or make pictures in their head, when they read. Below, draw one of *your* visualizations from chapter 5.

Stanley, Flat Again!




Name: _____

Chapter 6 Vocabulary

Directions: Define each vocabulary word using the dictionary. Then, write a sentence using the word OR draw a picture of the vocabulary word.

WORD	Definition	Sentence OR Drawing
rubble		
forbid		
faint (adjective)		
supper		
risky		

Stanley, Flat Again!



Name: _____

Chapter 6

Directions: Answer each question in complete sentences. Look back in the text to support your thinking.

1. Circle the word that you think best describes Emma Weeks. Then, support your choice with an example from the text.

rude

worried

ungrateful


2. Below, draw the main problem. Then, draw the possible solution.

PROBLEM

POSSIBLE SOLUTION

3. Make a prediction on your **Prediction Chart**: What may happen when Stanley attempts to rescue Emma?

Stanley, Flat Again!




Name: _____

Chapter 7 Vocabulary

Directions: Define each vocabulary word using the dictionary. Then, locate the word in chapter 7. Write down the sentence from Flat Stanley. Underline the vocabulary word in the sentence.

WORD	Sentence in the Story	Definition
wreckage		
jagged		
protrude(d)		
cascade(d)		
courtyard		

Stanley, Flat Again!




Name: _____

Chapter 7

Directions: Answer each question in complete sentences. Look back in the text to support your thinking.

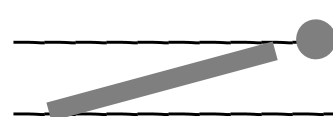
1. Draw both Emma and Stanley. Then, describe their personalities using details from the text.




S
T
A
N
L
E
Y








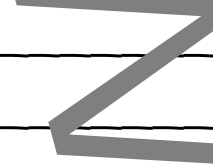


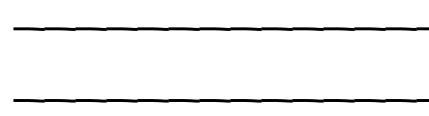


E
M
M
A










Stanley, Flat Again!



Name: _____

Chapter 7

2. Write a summary of how Stanley and Emma escape the building. Use words from the Word Bank to help you.

WORD BANK

door

idea

corner

wood

daylight

wiggle

FIRST


NEXT

THEN

AFTER THAT

FINALLY

Stanley, Flat Again!



Name: _____

Chapters 8 & 9 Vocabulary

Directions: Look up each word in the dictionary. Then, draw a line to match each word to its definition.

WORD

Definition

rejoice

- To make known publically; to give notice

announce

To move or shift so as to slant or tip

peculiar

- To feel joy or great delight

tilt(ing)

- Strange; different from the usual


headline

- The act or process of recovering or healing

recovery

- The title over an item or article in a newspaper

Stanley, Flat Again!



Name: _____

Chapter 8

Directions: Cut and paste to match each cause to its effect.

Flash Tobin slaps Stanley on the back at the same time that Emma elbows him!

The building creaks and then falls down.


Emma and Stanley are safe.

Emma realizes that Stanley really did save her life.

Stanley is no longer flat!

Everyone is rejoicing, and Flash Tobin is taking pictures.

Stanley, Flat Again!



Name: _____

Chapter 9

Directions: Answer each question in complete sentences. Look back in the text to support your thinking.


1. Does Stanley want to be famous? How do you know?

2. Below, write what Arthur captioned the picture with his red pencil.

Draw a conclusion: How do you think Arthur feels about his brother?

3. Below, draw your favorite part of this story.

Stanley, Flat Again!



Name: _____


End of Book

Directions: Think about Stanley's attitude in the story. Then, think about the Lambchop's idea that sometimes the reason for hardships becomes clear after some time has gone by. What may be the author's message to readers?



**AUTHOR'S
MESSAGE**

Stanley, Flat Again!




Name: _____

Chapter 1 Vocabulary

Directions: Define each vocabulary word using the dictionary. Then, write a sentence using the word OR draw a picture of the vocabulary word.

WORD	Definition	Sentence OR Drawing
collapse	To break down completely; to cave or fall in or give way	Sentences and drawings will vary.
summon	To call or send for in order to meet	Sentences and drawings will vary.
valuable	Of great worth	Sentences and drawings will vary.
steady	Regular; firm, not changing much	Sentences and drawings will vary.
favor	An act of kindness	Sentences and drawings will vary.

Stanley, Flat Again!



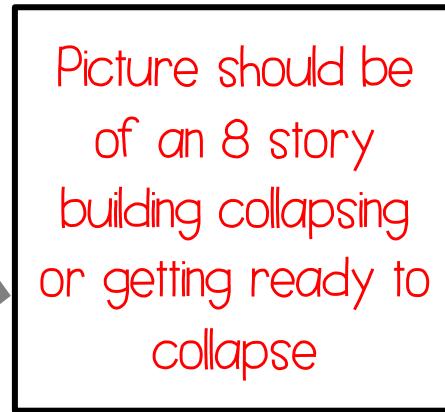
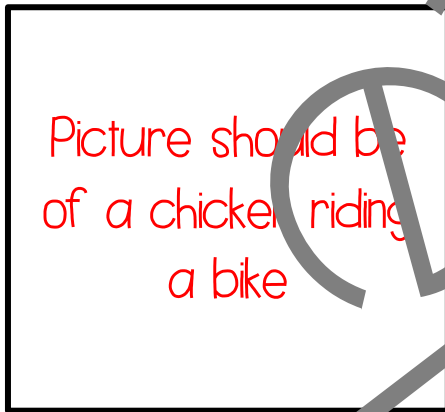
Name: _____

Chapter 1

Directions: Answer each question in complete sentences. Look back in the text to support your thinking.

1. Draw pictures of the two newspaper articles Mr. Lambchop reads aloud.

Article 1



Article 2



2. Use context clues in the book titles to connect each event in Stanley's life to a Flat Stanley book. Draw a line to make a match.

Stanley in Space

Invisible Stanley

Stanley's Christmas Adventure


Stanley and the Magic Lamp

- Prince Haraz grants wishes after being accidentally summoned from a lamp
- Taking a picture with Santa Claus and his daughter Sarah in the North Pole
- Visiting the US President when he asked them to take a secret mission to outer space
- Stanley holds a balloon with his face drawn on it so that his family can find him

3. Describe the events that may have caused Stanley's flatness *this time*.

A ball Arthur threw struck Stanley on the back at the same time that Stanley banged his shoulder on the corner of a shelf.

Stanley, Flat Again!



Name: _____

Chapter 2 Vocabulary

Directions: Look up each word in the dictionary. Then, draw a line to match each word to its definition.

WORD

Definition

delicate

• Occurring at the same time

rare

• Having fineness of structure, workmanship, or texture

simultaneously

• Force or influence

complex

• Boy


pressure

• Very uncommon

lad

• complicated

Stanley, Flat Again!



Name: _____

Chapter 2

Directions: Answer each question in complete sentences. Look back in the text to support your thinking.

1. Explain why Dr. Dan tells Mrs. Lambchop that she must “do something about that bulletin board.”

Dr. Dan thinks Stanley is flat because the bulletin board has fallen on top of him again.

2. According to Dr. Dan, Stanley's Osteal Balance Point has been disrupted due to being hit simultaneously in just the right places. Explain what simultaneously means in this sentence.

Simultaneously means *at the same time*.

3. Explain Arthur's idea for how to make Stanley normal again.

Arthur thinks that the family can get sticks and all start hitting him at the same time. That way, maybe they'll hit him in the right places simultaneously.

4. Make a judgment: Is Arthur's idea a good one? Why or why not?

Answers will vary.