

# WONDERS

UNIT 4 WEEK 1

*supplements*

# Rain Forests



## UNIT 4 WEEK 1

# CONTENTS & EXPLANATION

<b>Reread</b>	Students reread the text and answer text dependent questions. Page numbers are provided to guide students.
<b>Reread</b>	Students reread the text and answer text dependent questions. Page numbers are provided to guide students.
<b>INTERACTIVE NOTEBOOK PAGE Reread</b>	Students lift the flaps and answer text dependent questions. Page numbers are provided to guide students.  *Students cut out and glue the page into their interactive notebook.
<b>Compare and Contrast: Venn Diagram</b>	Students complete the Venn diagram, comparing and contrasting tropical and temperate rain forests.
<b>Compare and Contrast: Sentences</b>	Students complete the sentences that compare and contrast tropical and temperate rain forests.
<b>INTERACTIVE NOTEBOOK PAGE Compare and Contrast</b>	On the front, students draw a tropical and temperate rain forest. They lift the flaps and name 4 different animals in each rain forest.  *Students cut out and glue the page into their interactive notebook.
<b>Main Selection Text Questions</b>	Students use evidence from the text to answer text-dependent comprehension questions about the story.
<b>Paired Selection Text Questions</b>	Students use evidence from the text to answer text-dependent comprehension questions about the story.

## UNIT 4 WEEK 1

# CONTENTS & EXPLANATION

<b>INTERACTIVE NOTEBOOK PAGE</b> <b>Author's Purpose</b>	Students write about the author's purpose.  * Students cut out and glue this page into their interactive notebook.
<b>Essential Question</b>	Students journal write to answer the essential question.
<b>Vocabulary: Word Wall Words</b>	The 8 vocabulary words are available to be cut and hung for use on a Word Wall.
<b>Vocabulary: Definition and Sentence Writing</b>	Students use the glossary at the back of the book to look up the meanings of the words. Then, students write the vocabulary words into sentences that show they understand the meaning of the word.
<b>INTERACTIVE NOTEBOOK PAGE</b> <b>Vocabulary Definitions</b>	Students use the glossary at the back of the book to look up the meanings of the words.  * Students cut out and glue this page into their interactive notebook.
<b>Vocabulary: Context Clues</b>	Students use context clues to complete sentences with the vocabulary words.
<b>Vocabulary: Definitions</b>	Students match each vocabulary word to its definition.
<b>Vocabulary: Compound Words</b>	Students color the tree next to each example of a compound word.
<b>Vocabulary: Compound Words Cut and Paste</b>	Students cut and paste the puzzle pieces to make compound words.

# CONTENTS & EXPLANATION

## Spelling Lists

Spelling lists are provided (3 to a page) to be used with the spelling pages.

**IMPORTANT** Like in the curriculum, the spelling lists and pages are differentiated by Approaching, On Level, and Beyond. Each list can be identified by the shape in the upper right corner:

 Approaching

 On Level

 Beyond

## Spelling Words Writing 3x Each

Students write their spelling words 3 times each.

## Spelling Sort

Students sort the spelling words. Each list has a sort.

## Spelling Triangles

Students write their spelling words, building with one letter at a time, so that words are shaped as a triangle.

## INTERACTIVE NOTEBOOK PAGE Spelling Sort

Students lift the flaps and write the spelling words according to their silent letters.

\*Students cut out and glue the page into their interactive notebook.

## High Frequency Word Wall Words

The 10 high frequency words are available to be cut and hung for use on a Word Wall.

## Answer Keys

Answers keys for all applicable sheets are at the end of the unit.

Name: \_\_\_\_\_

## Reread

Directions: Reread the text to find the answers to the questions.

### QUESTION

### ANSWER

What is a rain forest?  
(page 301)

Describe a tropical rain forest. Use 2 details from the text.  
(page 303)

Where is the world's largest tropical rain forest?  
(page 303)

What animals live in the *emergent* layer of the rain forest?  
(page 305)

Name: \_\_\_\_\_

## Reread

Directions: Reread the text to find the answers to the questions.

### QUESTION

### ANSWER

How is the *canopy* layer formed?  
(page 306)

Name 3 animals that live in the lively *canopy* layer.  
(page 307)

Why don't many flowers grow in the *understory*?  
(page 309)

What is the fourth layer called? What fills it?  
(page 311-312)

Name: \_\_\_\_\_

## Reread

Directions: Cut out and glue into your interactive notebook. Lift the flaps and *reread* each section. Then answer each question with details from the text.

↓  
Glue down this rectangular strip only

**Rain Forests**

Where do most temperate rain forests grow?  
(page 316-317)

Describe a temperate rain forest. Use 2 text details.  
(page 316-317)

Name 3 animals living in the temperate rain forest.  
(page 316-317)

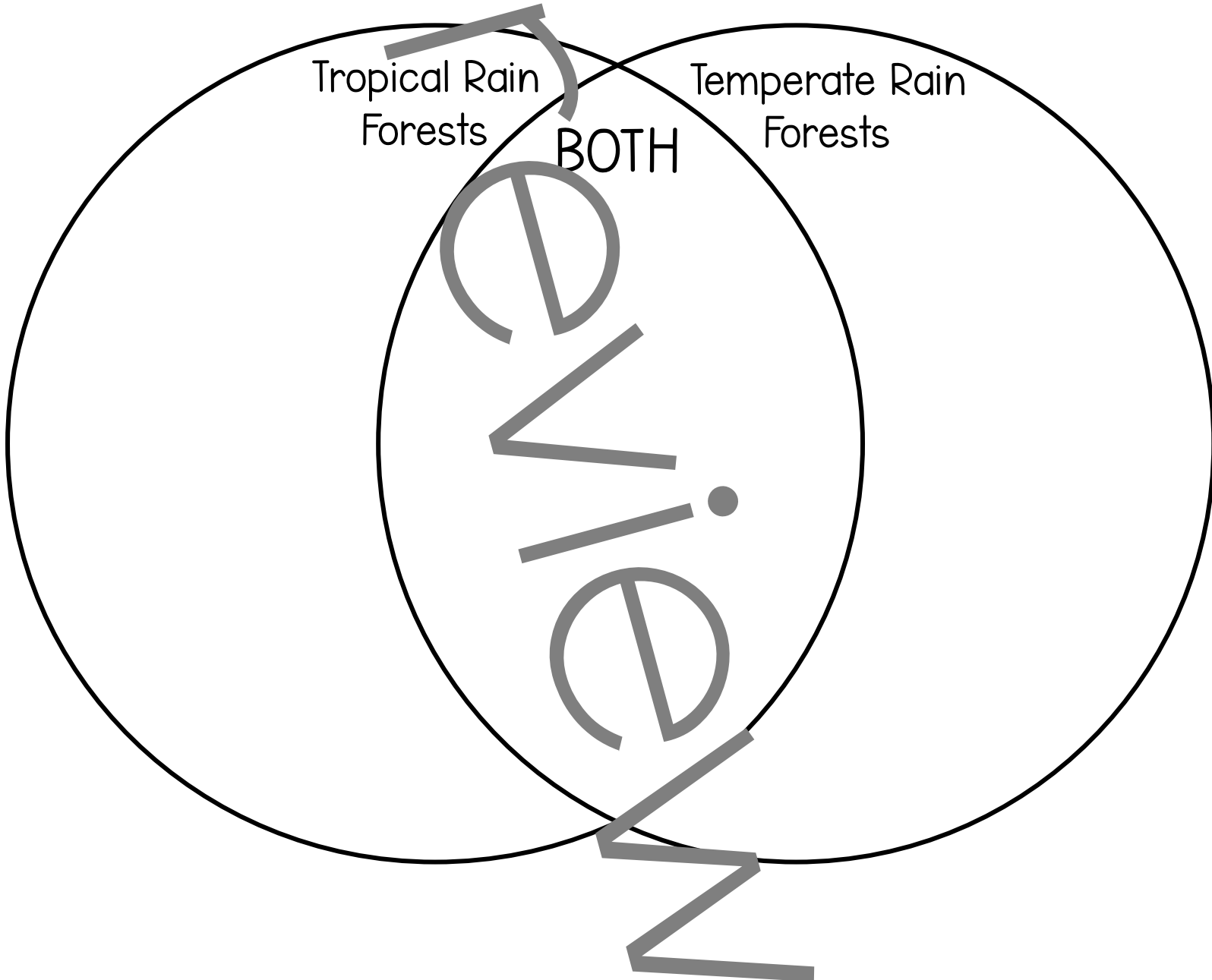
Cut flaps



Name: \_\_\_\_\_

## Compare and Contrast

Directions: As you read, complete the graphic organizer. Look for ways tropical and temperate rain forests **are both the same and different.**





Name: \_\_\_\_\_

## Compare and Contrast

Directions: Complete the sentences about the rain forest. There are many possible answers.

1. Tropical rain forests have \_\_\_\_\_,  
but temperate rain forests have  
\_\_\_\_\_.
2. Both tropical and temperate rain forests have  
\_\_\_\_\_.
3. Tropical rain forests grow \_\_\_\_\_  
\_\_\_\_\_ but temperate rain  
forests grow \_\_\_\_\_.
4. The climate in tropical rain forests is \_\_\_\_\_  
\_\_\_\_\_, but the climate in  
temperate rain forests is \_\_\_\_\_.

Name: \_\_\_\_\_

## Compare and Contrast

Directions: Cut out and glue into your interactive notebook. On the front, draw a picture of a tropical and temperate rain forest. Lift the flaps and name four different animals found in each rain forest.

<b>Comparing and Contrasting</b>	<b>Tropical Rain Forest</b>
	<b>Temperate Rain Forest</b>

Glue down the rectangular strip only ↗

← Cut flap

Name: \_\_\_\_\_

## Text Questions

Directions: Answer each question in complete sentences. You will need to look back in the story to find your answer and to provide text evidence.

1. Name one way tropical and temperate rain forests are alike.

---

---

2. Name one way tropical and temperate rain forests are different.

---

---

3. Choose one layer of the rainforest to describe. Name the layer and give 2 details about it.

---

---

4. Would you rather visit a tropical or temperate rain forest? Why?

---

---

Name: \_\_\_\_\_

## Text Questions

Directions: Answer each question in complete sentences. You will need to look back in the story to find your answer and to provide text evidence.

1. Describe a savanna using 2 details from the text.

---

---

2. What animals live in the savanna? Name at least 4.

---

---

3. Describe the rainy season in the African savanna.

---

---

4. Why is the African savanna warm all year long?

---

---

Name: \_\_\_\_\_

## Author's Purpose

Directions: Cut out and glue into your interactive notebook. Lift the flaps and write about the author's purpose.

Glue down this rectangular strip only ↓

# Rain Forests

Author's Purpose  
Unit 4 Week 1

What do you think was the author's purpose for writing this text?

Why do you think the author included labeled pictures and diagrams with the text?

Name: \_\_\_\_\_

## Vocabulary

Directions: Cut out and glue into your interactive notebook. Lift the flaps, then write the definition of each vocabulary word.

Glue down the rectangular strip only

<b>Rain Forests Vocabulary</b>	eerie
	growth
	layers
	lively
	location
	region
	seasons
	temperate

Cut flaps



Name: \_\_\_\_\_

## Vocabulary: Context Clues

Directions: Use context clues (clues within the sentence) to complete each sentence using the vocabulary words.

eerie	growth	layers	lively
location	region	seasons	temperate

1. Rain forests have four \_\_\_\_\_. The top one is *emergent*.
2. The \_\_\_\_\_ puppy jumped up and down.
3. We have four \_\_\_\_\_, including winter, spring, summer, and fall.
4. Look at the \_\_\_\_\_ of this plant. It is an inch taller than last week!
5. The \_\_\_\_\_ music was a sign that something spooky was about to happen.
6. \_\_\_\_\_ rain forests are in cooler places. These areas are not too hot and not too cold.
7. What is the \_\_\_\_\_ of the bakery? I want to go there.
8. In the southern \_\_\_\_\_ of the United States, summers are hot.

Name: \_\_\_\_\_

# Vocabulary: Definitions

Directions: Write the letter of the correct match.

## VOCABULARY WORD

## DEFINITION

eerie

a. levels or folds on top of each other

growth

b. a large area

layers

c. not too hot or too cold

lively

d. the act of growing

location

e. a certain place or position

region

f. one of four parts of a year

seasons

g. strange and scary

temperate

h. full of life or energy



Name: \_\_\_\_\_

## Vocabulary: Compound Words

Directions: Compound words are made up of two smaller words. For example, *basket* + *ball* makes *basketball*. Below, color the trees next to examples of compound words.



waterfall




storyteller




baseball




animals




Africa




sunset




bookshelf



rain forests



author

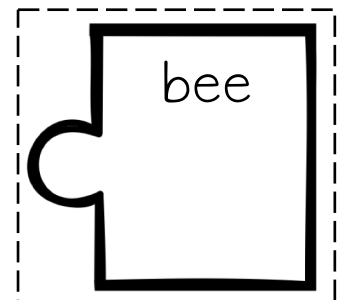

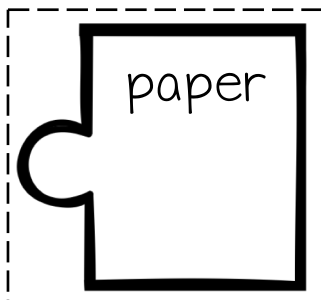
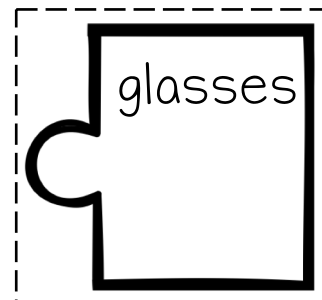


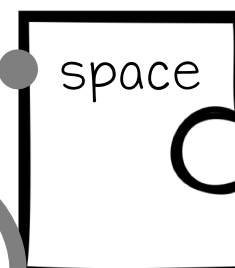





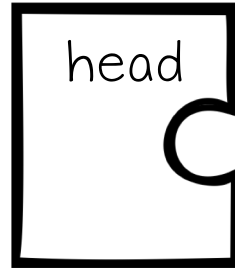




daydream

Name: \_\_\_\_\_

# Vocabulary: Compound Words

Directions: Compound words are made up of two smaller words. For example, *basket* + *ball* makes *basketball*. Below, cut and paste the puzzle pieces to create compound words.



Name: \_\_\_\_\_

# Spelling List

Unit 4, Week 1

comb

crumb

scene

scent

gnat

sign

knife

know

wrist

writing

BONUS WORDS

cube

music

very

eat

don't

Unit 4, Week 1

comb

crumb

scene

scent

gnat

sign

knife

know

wrist

writing

BONUS WORDS

cube

music

very

eat

don't

Unit 4, Week 1

comb

crumb

scene

scent

gnat

sign

knife

know

wrist

writing

BONUS WORDS

cube

music

very

eat

don't

Name: \_\_\_\_\_

# Spelling 3 Times Each

Directions: Write your spelling words three times each. Use your neatest handwriting.

comb			
crumb			
scene			
scent			
gnat			
sign			
knife			
know			
wrist			
writing			
BONUS WORDS			
cube			
music			
very			
eat			
don't			

Name: \_\_\_\_\_

# Spelling Sort

Directions: Write the spelling words into the correct sort.

gn-	kn	-mb	sc-	wr-

comb

knife

crumb

know

scene

scent

wrist

gnat

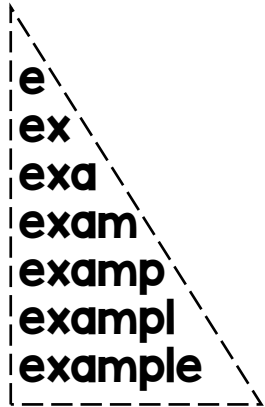
writing

sign

Name: \_\_\_\_\_

# Spelling Triangles

Directions: Write the spelling words as triangle words. Write the word, adding one letter at a time. Your word will take the shape of a triangle! Look at the example to help you. (If you need more room, use the back of this paper.)



Name: \_\_\_\_\_

# Spelling Sort

Directions: Cut out and glue into your interactive notebook. Lift the flaps and write your spelling words according to their spelling.

Spelling Words Unit 4 Week 1

gn-
kh-
mb.
sc-
wr-

Cut on the solid lines.  
Fold on the dotted lines.

many

morning

through

very



Name: \_\_\_\_\_

## Reread

Directions: Reread the text to find the answers to the questions.

QUESTION	ANSWER
What is a rain forest? (page 301)	It is a wet forest filled with trees, plants, and animals.
Describe a tropical rain forest. Use 2 details from the text. (page 303)	They grow in hot places near the equator. They are hot and wet. It rains between 80-200 inches each year. It is like a jungle with vines, tropical plants, and thousands of animals.
Where is the world's largest tropical rain forest? (page 303)	It is the Amazon region of South America.
What animals live in the <i>emergent</i> layer of the rain forest? (page 305)	Eagles and parrots live there. Red howler monkeys like to be in the trees, as well.

Name: \_\_\_\_\_

# Rain Forests

## Reread

Directions: Cut out and glue into your interactive notebook. Lift the flaps and reread each section. Then answer each question with details from the text.

↓  
Glue down this rectangular strip only

**Rain Forests**

Where do most temperate rain forests grow?  
(page 316-317)

Describe a temperate rain forest. Use 2 text details.  
(page 316-317)

Name 3 animals living in the temperate rain forest.  
(page 316-317)

They grow in the Pacific Northwest of North America.

About 100 inches of rain falls there each year. It has cool winters and warm summers. There are giant old-growth trees.

Many possible answers. Bobcats, elk, and cougars live there.

Name: \_\_\_\_\_

## Compare and Contrast

Directions: As you read, complete the graphic organizer. Look for ways tropical and temperate rain forests **are both the same and different.**

