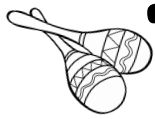


# FLAT STANLEY'S WORLDWIDE ADVENTURES



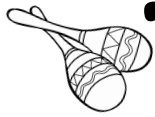
# The Amazing Mexican Secret

## Common Core Alignment, Grades 2-4

2 <sup>nd</sup> Grade	3 <sup>rd</sup> Grade	4 <sup>th</sup> Grade
R.L. 2.1	R.L. 3.1	R.L. 4.1
R.L. 2.3	R.L. 3.3	R.L. 4.2
R.L. 2.7	R.L. 3.6	R.L. 4.3
L.2.4.A	L.3.4.A	L.4.4.A
L.2.4.E	L.3.4.D	L.4.4.C
	L.3.5.B	



# FLAT STANLEY'S WORLDWIDE ADVENTURES



# The Amazing Mexican Secret

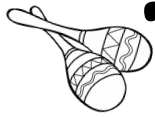
Name: \_\_\_\_\_

Chapter 1 Vocabulary

Directions: Define each vocabulary word using the dictionary. Then, write a sentence using the word OR draw a picture of the vocabulary word.

WORD	Definition	Sentence OR Drawing
matador		
habit		
opponent		
mound (noun)		
messenger		
ingredient		

# FLAT STANLEY'S WORLDWIDE ADVENTURES



# The Amazing Mexican Secret

Name: \_\_\_\_\_

Chapter 1

Directions: Answer each question in complete sentences. Look back in the text to support your thinking with evidence.

1. Explain what Mr. Lambchop means when he says, "No horsing around."

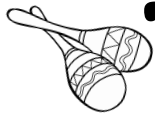
2. How does Mrs. Lambchop have Carlos' grandma's secret seasoning?

3. Complete the chart, explaining the problem with each one of Mrs. Lambchop's ideas for discovering the secret seasoning.

<b>Ask Carlos</b>	
<b>Call Carlos' grandma</b>	
<b>Write a letter to Carlos' grandma</b>	

4. How does *Arthur* feel about Mrs. Lambchop's plan? Give at least one detail to support your answer.

# FLAT STANLEY'S WORLDWIDE ADVENTURES



# The Amazing Mexican Secret

Name: \_\_\_\_\_

Chapter 2 Vocabulary

Directions: Look up each word in the dictionary. Then, draw a line to match each word to its definition.

## WORD Definition

**applause** a fabric with short, raised fibers

**velvet** decorated with frills or ruffles

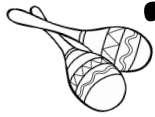
**frilly** approval shown by the clapping of hands

**spy** (noun) a long passageway from which doors lead into rooms

**peer** (verb) one that watches the movement or actions of others especially in secret

**corridor** to look closely or curiously

# FLAT STANLEY'S WORLDWIDE ADVENTURES



# The Amazing Mexican Secret

Name: \_\_\_\_\_

Chapter 2

Directions: Write a summary of chapter 2. Use words from the Word Bank to help you.

## WORD BANK

woman secret spy cousin matador stadium falls

**First**

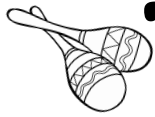
**Next**

**Then**

**After that**

**In the end**

# FLAT STANLEY'S WORLDWIDE ADVENTURES



# The Amazing Mexican Secret

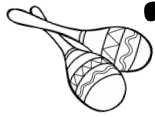
Name: \_\_\_\_\_

Chapter 4 Vocabulary

Directions: Define each vocabulary word using the dictionary. Then, write a sentence using the word OR draw a picture of the vocabulary word.

WORD	Definition	Sentence OR Drawing
pace		
royal		
pyramid		
aqueducts		
ominous(ly)		
persistence		

# FLAT STANLEY'S WORLDWIDE ADVENTURES



# The Amazing Mexican Secret

Name: \_\_\_\_\_

Chapter 4

Directions: Answer each question in complete sentences. Look back in the text to support your thinking with evidence.

1. Why is this journey more difficult than Stanley's previous travel?

---

---

2. Make a connection: Would you rather walk on a journey or be folded into an envelope? Explain your thinking.

---

---

3. Describe the main problem of Chapter 4. Then write about how the problem is solved.

**PROBLEM**

**SOLUTION**

4. How might Carmen's experience as a matador have helped her defeat the chefs?

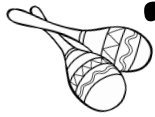
---

---

---



# FLAT STANLEY'S WORLDWIDE ADVENTURES




# The Amazing Mexican Secret

Name: \_\_\_\_\_

Chapter 5

Directions: Answer each question in complete sentences. Look back in the text to support your thinking with evidence.

1. Write a journal entry about the day. Write as though you are Stanley. Start your journal entry at the time of your friends being told to leave. Write about how you feel and the problems you see in your future.



2. What surprise do we learn about La Abuela's house?

---

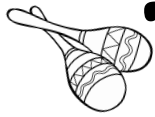
---

3. Make an inference: Why might this chapter be entitled *The Plunge*?

---

---

# FLAT STANLEY'S WORLDWIDE ADVENTURES



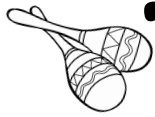
# The Amazing Mexican Secret

Name: \_\_\_\_\_

Chapter 6

Directions: Draw a picture summary of Chapter 6. Include the most important events. Include speech bubbles for dialogue, as well!


# FLAT STANLEY'S WORLDWIDE ADVENTURES



# The Amazing Mexican Secret

Name: \_\_\_\_\_

Chapter 7

Directions: Complete the Story Map about chapter 7.

**Characters**

**Setting**



**Main Problem:**

**T**

**Events leading to resolution:**

**O**

**L**

**R**

**Resolution:**


# FLAT STANLEY'S WORLDWIDE ADVENTURES



# The Amazing Mexican Secret

Name: \_\_\_\_\_

Write about the moral of the story.



1. Cut out on the solid line.
2. Fold on the dotted line.
3. Glue the part of the book *below the dotted line* into your interactive notebook or onto a piece of paper.
4. Write about the moral of the story. Hint: The moral was stated by La Abuela many times.

On the outside, write the moral of the story.

On the inside, write about how this moral applies to YOUR life. Give an example of a talent or gift you have, and how you use it for good.

4. Neatly color the book.