


FLAT STANLEY'S WORLDWIDE ADVENTURES



The Flying Chinese Wonders

CONTENTS


Making Connections Chart	Chapter 5 Vocabulary
Making Predictions Chart	Chapter 5 Picture Summary
Asking Questions Chart	Chapter 6 Vocabulary
Chapter 1 Vocabulary	Chapter 6 Text-dependent Questions
Chapter 1 Text-dependent Questions	Chapter 7 Vocabulary
Chapter 2 Vocabulary	Chapter 7 Text-dependent Questions
Chapter 2 Chapter Summary	Chapter 8 Vocabulary
Chapter 3 Vocabulary	Chapter 8 Chapter Summary
Chapter 3 Text-dependent Questions	The Third Wheel Interactive Page
Chapter 4 Vocabulary	
Chapter 4 Text-dependent Questions	

NOTE to the TEACHER

Thank you for your purchase! This novel study will take your readers through each chapter of the novel. They will work with story vocabulary and complete a response to their reading for each chapter. The strategy pages at the beginning of the unit can be used throughout the book! Also included is the CCSS alignment page at the beginning of the unit and complete answer keys at the end. Students end the book by writing about The THIRD Wheel, an interactive page. (Instructions included.) Enjoy!

* If you like what you see, please consider clicking the green star next to my name to Follow Me. You'll be alerted when I upload new units!

FLAT STANLEY'S WORLDWIDE ADVENTURES




The Flying Chinese Wonders

Common Core Alignment, Grades 2-4

2 nd Grade	3 rd Grade	4 th Grade
R.L. 2.1	R.L. 3.1	R.L. 4.1
R.L. 2.3	R.L. 3.3	R.L. 4.2
R.L. 2.7	R.L. 3.6	R.L. 4.3
L.2.4.A	L.3.4.A	L.4.4.A
L.2.4.E	L.3.4.D	L.4.4.C
	L.3.5.B	

FLAT STANLEY'S WORLDWIDE ADVENTURES

The Flying Chinese Wonders



ASKING QUESTIONS

Name: _____

Good readers ask questions as they read. These questions help focus readers so that they can read to find answers. Write down any questions you have while reading each chapter. Record any answers you find.

CHAPTER	QUESTION	ANSWER Record any answers you find.

FLAT STANLEY'S WORLDWIDE ADVENTURES



The Flying Chinese Wonders

Name: _____

Chapter 1 Vocabulary

Directions: Define each vocabulary word using the dictionary. Then, write a sentence using the word OR draw a picture of the vocabulary word.

WORD	Definition	Sentence OR Drawing
wonder (noun)		
scenery		
fuse (noun)		
comet		
finale		
plummet(ed)		

FLAT STANLEY'S WORLDWIDE ADVENTURES



The Flying Chinese Wonders

Name: _____

Chapter 1

Directions: Answer each question in complete sentences. Look back in the text to support your thinking with evidence.

1. How does Stanley feel about wearing the cardboard posters? Use text details to support your thinking.

2. Explain how Stanley became flat.

3. What are Stanley's two jobs at the community event?

4. Make an inference: How do you think Stanley feels about being flat? Use story details in your answer.

5. Explain how Stanley's actions negatively affect the performance.

FLAT STANLEY'S WORLDWIDE ADVENTURES

The Flying Chinese Wonders



Name: _____

Chapter 2

Directions: Write a chapter summary of chapter 2. Use words from the Word Bank to help you.

WORD BANK

Doctor Dan broken fault flexible China hungry

First

Next

Then

After that

In the end

FLAT STANLEY'S WORLDWIDE ADVENTURES

The Flying Chinese Wonders



Name: _____

Chapter 3

Directions: Answer each question in complete sentences. Look back in the text to support your thinking with evidence.

1. Describe how Great Grandmother Yin is unlike most grandmothers.

2. How do the people at the restaurant honor their elders?

3. Circle the word that best describes Yin and Yang. Support your choice with at least one detail from the story.

helpful

kind-hearted

skilled

4. Make an inference: Why couldn't Stanley understand a word the family was saying?

5. Explain the meaning of *yin* and *yang*. Give two of your own examples.

FLAT STANLEY'S WORLDWIDE ADVENTURES



The Flying Chinese Wonders

Name: _____

Chapter 4 Vocabulary

Directions: Define each word using the dictionary. Then, follow the directions to draw each vocabulary word.

WORD	Definition	Drawing
narrow		Draw a narrow pathway.
temple		Draw a Chinese temple on top of a hill.
stork		Draw a stork.
terracotta		Draw something made of terracotta.
forbidden		Draw a sign you are forbidden to eat in class.

FLAT STANLEY'S WORLDWIDE ADVENTURES

The Flying Chinese Wonders




Name: _____

Chapter 4

Directions: Answer each question in complete sentences. Look back in the text to support your thinking with evidence.

1. Why might the author have titled this chapter *Learning to Fly*? Give text details to support your thinking.

2. Draw a visualization you had while reading this chapter. Explain your visualization, as well.



3. Make a judgment: Do you think Stanley's abilities are related to luck or skill? Explain your thinking.

FLAT STANLEY'S WORLDWIDE ADVENTURES



The Flying Chinese Wonders

Name: _____

Chapter 5

Directions: Draw a picture summary of Chapter 5. Include the most important events. Include speech bubbles for dialogue, as well!

FLAT STANLEY'S WORLDWIDE ADVENTURES

The Flying Chinese Wonders




Name: _____


Chapter 7

Directions: Answer each question in complete sentences. Look back in the text to support your thinking with evidence.

1. Explain how Stanley's feelings change throughout the chapter.


2. Pretend YOU are Stanley. Write a letter home to your mom and dad about what has happened to you today and how you are feeling about these events.





The Flying Chinese Wonders

Name: _____



1. Cut out on the solid line.
2. Fold on the dotted line.
3. Glue the area *below the dotted line* onto your piece of paper.
4. In the story, Stanley learns that The Third Wheel isn't always a bad thing! On the outside, write what it *usually* means to be a *third wheel*.
5. On the inside, write about a time when three was better than two! Write about a time that The Third Wheel was a good thing in **YOUR** life, just like it was in Stanley's life.