

Contents

page

3 Student Packet Cover Page

4 Student Goal Sheet (optional)

Students can set their own goals by circling the activities they intend to complete.
OR skip this step and only copy the pages you want completed!

READING:

(All reading activities can be completed with the student's independent reading book.)

5 My Reading Log

6 Character Trait Map

7 Chapter or Story Summary

8 Story Map

9 Trading Places: Journal writing as the main character

10 My Word Search

MATH:

11 Multiplication Color by Number

12 Division Color by Number

13 Problem Solving #1: Addition and Subtraction

14 Problem Solving #2: Multiplication and Addition

15 Problem Solving #3: Multiplication and Division

16 Rounding to the Nearest 10 and 100

WRITING:

17-22 Two Weeks of Daily Oral Language: Monday-Friday

23 Writing Journal Student Cover Page

24-25 Two Weeks of Writing Prompts (10 prompts)


26-27 Journal Writing Paper with Drawing Space
(Print at least 10 per student.)

28-31 Answer Key

32 Credits & Terms of Use

WINTER BREAK

HOMEWORK



NAME: _____

GOALS

NAME: _____

Check the activities you will complete during break.

READING:

- Keep a reading log.
- Write about a character's traits using a Character Map.
- Write a chapter or story summary.
- Complete a Story Map, writing about the characters, setting, and plot.
- Write a journal entry as though you are the main character.
- Create a word search using interesting words from the story you read.

MATH:

- Color by number with multiplication.
- Color by number with division.
- Solve a word problem using addition and subtraction.
- Solve a word problem using multiplication and addition.
- Solve word problems using multiplication and division.
- Round to the nearest 10 and 100.

WRITING:

- Week 1: Correct 2 sentences each day for punctuation and spelling (Monday-Friday.)
- Week 2: Correct 2 sentences each day for punctuation and spelling (Monday-Friday.)
- Journal write using prompts OR your own ideas.

MY READING LOG



NAME: _____

Complete this reading log each day. After reading, write one connection (C), prediction (P), or question (Q) you have about what you read. Attach an additional piece of paper, if needed!


DATE	TITLE	MINUTES	C / P / Q

CHARACTER TRAITS



NAME: _____

Think about a character in a novel you've been reading this week. Write the main character's name in the hexagon at the top. Think about this character's attitudes and choices in the story. Write one character trait that describes the character in each of the ovals. Write one supporting detail from the text in each of the rectangles.



STORY MAP



NAME: _____

Good readers notice details in the stories they read, such as important characters, the setting, and the main problem. They can also summarize the main story events.

Characters

Setting



Beginning

T

Middle

O

L

End

E

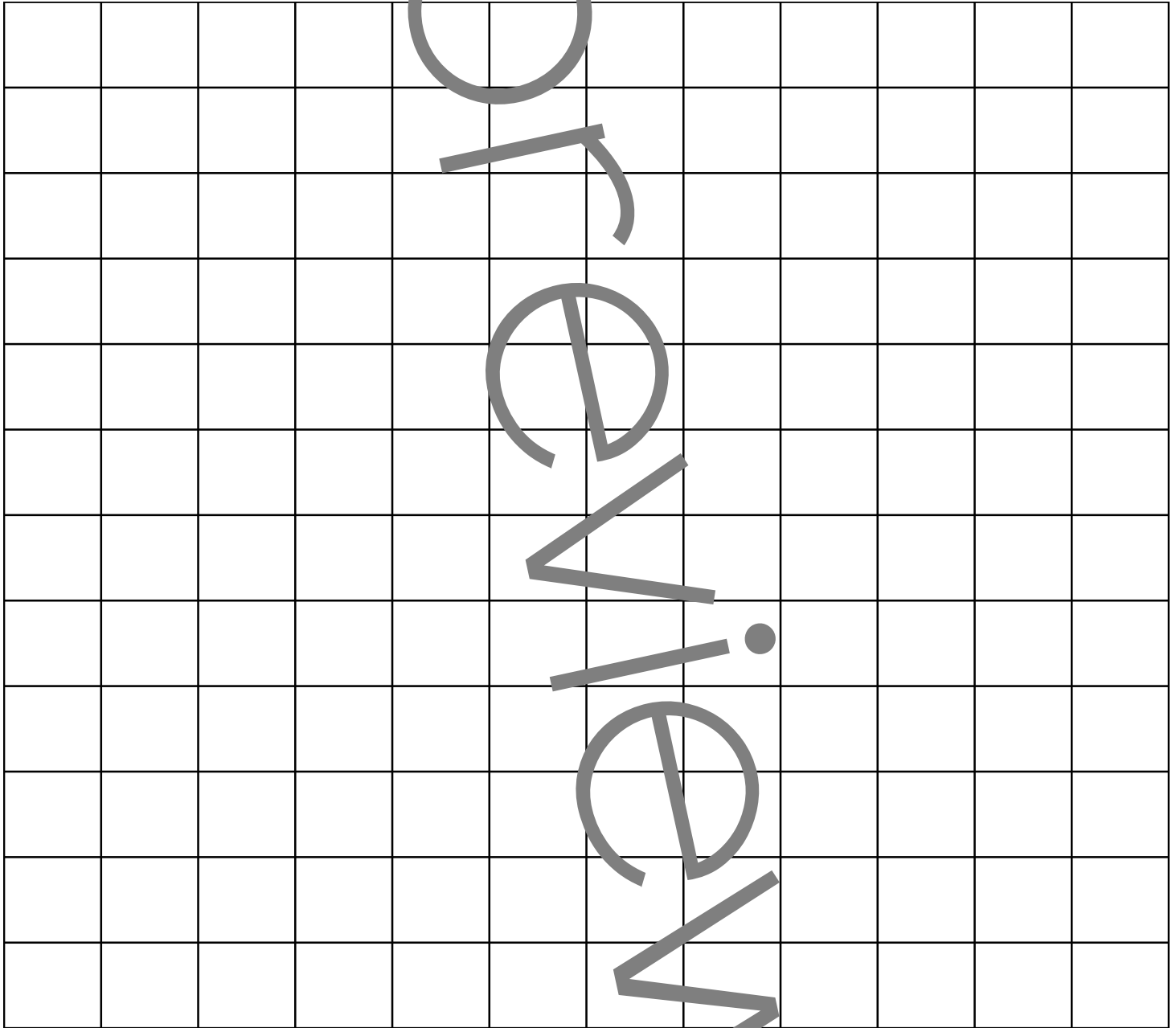
OPEN!

MY WORD SEARCH



NAME: _____

Choose 12 important words from the story you are reading. Write them into the puzzle below, hiding them among other letters! Then, write the words in the box below so your friends and family know what words to find.



1. _____ 2. _____ 3. _____ 4. _____



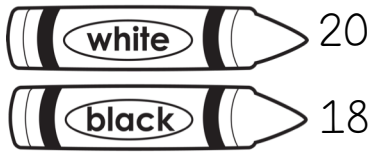
5. _____ 6. _____ 7. _____ 8. _____

9. _____ 10. _____ 11. _____ 12. _____

COLOR BY NUMBER MULTIPLICATION



NAME: _____



PROBLEM SOLVING #1

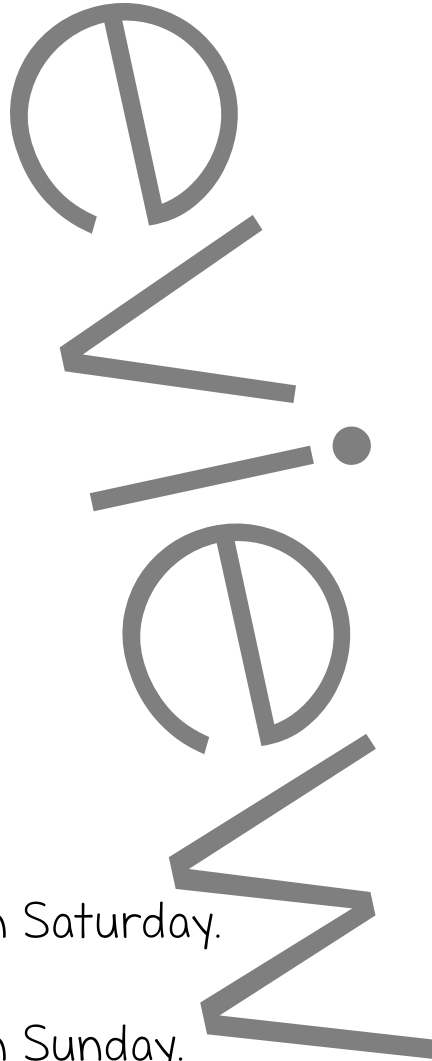


NAME: _____

It snowed 9 inches today! That is 6 more inches than Saturday and 5 more inches than Sunday. Can you believe it is supposed to snow twice as much tomorrow as it did today?

- How many inches of snow fell on Saturday?
- How many inches of snow fell on Sunday?
- How many inches of snow are supposed to fall tomorrow?

Show your thinking.



It snowed _____ inches on Saturday.

It snowed _____ inches on Sunday.

It is supposed to snow _____ inches tomorrow.

PROBLEM SOLVING #2



NAME: _____

Look at all the icicles hanging off the bottom of the car!

There are 3 icicles on each wheel, 2 icicles on each of the 4 doors, and 2 icicles on the exhaust pipe.

How many icicles are there in all? Show your thinking.

Answer

In all, there are _____ icicles hanging on the car.

ROUNDING



NAME: _____

Round to the nearest 10.

18 ___	11 ___	79 ___	61 ___	28 ___
35 ___	65 ___	32 ___	58 ___	99 ___
116 ___	521 ___	672 ___	9 ___	192 ___
311 ___	220 ___	175 ___	433 ___	862 ___

Round to the nearest 100.

134 ___	105 ___	610 ___	187 ___	222 ___
549 ___	655 ___	129 ___	352 ___	974 ___
217 ___	389 ___	458 ___	47 ___	151 ___
582 ___	245 ___	121 ___	333 ___	555 ___

D.O.L.



NAME: _____

DAILY ORAL LANGUAGE - WEEK 1

MONDAY

1. claudias copy of dear mr henshaw was leaved on the bus


2. are family is going to mount baker on friday morning we will spend new years eve their

TUESDAY

1. my family we sawed a movie at cinema 16 last nite the movie was called the long trip home

2. lets have a snowball fite yelled be

MY D
WRITING
JOURNAL



NAME: _____

WRITING PROMPTS



NAME: _____

Keep a journal of your thoughts and activities during the break! If you would like to use any of the optional prompts below, cut out the prompt and glue it to the first lines of the journal page before responding.

NOT A NORMAL DAY!

Compare and contrast a typical day of the school week with a day during break. How are the two days similar? How are they different?

BEST VS. WORST

Make a list of best things about winter and the worst things about winter!

WINTER IS IN THE AIR

Complete the following thought, using rich details and examples.

I know it's winter when...

MY SOUP

January is National Soup Month! Create a recipe for a new soup! Name your soup, write the ingredients list, and write the directions needed to make your soup!

SNOWSTORM ALERT!

A snowstorm has hit your town overnight! There is 2 feet of snow outside! The only way you and your family are able to leave your home is on foot. What do you do? Where do you go? Describe your day!